


专业级硬质合金锯片

WZ齿型精密裁板锯片

T.C.T. Saw Blades for Laminated Panels



MACHINE TYPE: Suitable for Portable Hand-Held Circular Saw, Cordless Trim Saw, Stationary Table Saw Miter Saw, Slide Miter Saw
 WORKINGPIECE: Cutting laminated, chipboard, MDF, Multi-board less than 35 mm thick. cutting laminated materials together with scoring saw blades.

SIZE (Diameter x Arbor x Thickness)	SIZE (Diameter x Arbor x Thickness)	MAX RPM	Width of Teeth	Quantity of Teeth	STD PACK	PART #
8" x 1-3/16" x 0.009"	200 x 30.00 x 2.20 mm	9,000	3.20 mm	48	10	26030
10" x 1-3/16" x 0.009"	250 x 30.00 x 2.20 mm	7,000	3.20 mm	60	10	26043
10" x 1-3/16" x 0.009"	250 x 30.00 x 2.20 mm	7,000	3.20 mm	80	10	26056
12" x 1-3/16" x 0.009"	300 x 30.00 x 2.20 mm	6,000	3.20 mm	60	10	26069
12" x 1-3/16" x 0.009"	300 x 30.00 x 2.20 mm	6,000	3.20 mm	72	10	26072
12" x 1-3/16" x 0.009"	300 x 30.00 x 2.20 mm	6,000	3.20 mm	96	10	26085
14" x 1-3/16" x 0.010"	350 x 30.00 x 2.50 mm	5,000	3.50 mm	72	10	26098
14" x 1-3/16" x 0.010"	350 x 30.00 x 2.50 mm	5,000	3.50 mm	84	10	26201
14" x 1-3/16" x 0.010"	350 x 30.00 x 2.50 mm	5,000	3.50 mm	96	10	26214
14" x 1-3/16" x 0.010"	350 x 30.00 x 2.50 mm	5,000	3.50 mm	108	10	26227
16" x 1-3/16" x 0.010"	400 x 30.00 x 2.50 mm	4,000	3.50 mm	80	10	26230
16" x 1-3/16" x 0.010"	400 x 30.00 x 2.50 mm	4,000	3.50 mm	96	10	26243
16" x 1-3/16" x 0.010"	400 x 30.00 x 2.50 mm	4,000	3.50 mm	120	10	26256

专业级硬质合金锯片

TF齿型精密裁板锯片

T.C.T. Saw Blades for Laminated Panels



MACHINE TYPE: Suitable for Portable Hand-Held Circular Saw, Cordless Trim Saw, Stationary Table Saw Miter Saw, Slide Miter Saw
 WORKINGPIECE: Cutting laminated, chipboard, MDF, Multi-board less than 35 mm thick. cutting laminated materials together with scoring saw blades.

SIZE (Diameter x Arbor x Thickness)	SIZE (Diameter x Arbor x Thickness)	MAX RPM	Width of Teeth	Quantity of Teeth	STD PACK	PART #
8" x 1-3/16" x 0.009"	200 x 30.00 x 2.20 mm	9,000	3.20 mm	64	10	26269
10" x 1-3/16" x 0.009"	250 x 30.00 x 2.20 mm	7,000	3.20 mm	80	10	26272
12" x 1-3/16" x 0.009"	300 x 30.00 x 2.20 mm	6,000	3.20 mm	72	10	26285
12" x 1-3/16" x 0.009"	300 x 30.00 x 2.20 mm	6,000	3.20 mm	96	10	26298
14" x 1-3/16" x 0.010"	350 x 30.00 x 2.50 mm	5,000	3.50 mm	84	10	26301
14" x 1-3/16" x 0.010"	350 x 30.00 x 2.50 mm	5,000	3.50 mm	96	10	26314
14" x 1-3/16" x 0.010"	350 x 30.00 x 2.50 mm	5,000	3.50 mm	108	10	26327
16" x 1-3/16" x 0.010"	400 x 30.00 x 2.50 mm	4,000	3.50 mm	96	10	26330
16" x 1-3/16" x 0.010"	400 x 30.00 x 2.50 mm	4,000	3.50 mm	120	10	26343

专业级硬质合金锯片

FF齿型双片划槽锯片

T.C.T. Adjustable Saw Blade to Scoring





MACHINE TYPE: Suitable for Portable Hand-Held Circular Saw, Cordless Trim Saw, Stationary Table Saw Miter Saw, Slide Miter Saw
 WORKINGPIECE: It is suitable to the scoring of laminated board with adjustable spacers. The best scoring width is less than 2 mm.

SIZE (Diameter x Arbor x Thickness)	SIZE (Diameter x Arbor x Thickness)	MAX RPM	Width of Teeth	Quantity of Teeth	STD PACK	PART #
3-3/16" x 20.0 x 2.0 mm	80 x 20.00 x 2.0 mm	12,000	2.80-3.60 mm	10+10	10	26356
4" x 20.0 x 2.0 mm	100 x 20.00 x 2.0 mm	12,000	2.80-3.60 mm	12+12	10	26369
4" x 22.0 x 2.0 mm	100 x 22.00 x 2.0 mm	12,000	2.80-3.60 mm	12+12	10	26372
4.8" x 20.0 x 2.0 mm	120 x 20.00 x 2.0 mm	12,000	2.80-3.60 mm	12+12	10	26385
4.8" x 22.0 x 2.0 mm	120 x 22.00 x 2.0 mm	12,000	2.80-3.60 mm	12+12	10	26398
5" x 20.0 x 2.0 mm	127 x 20.00 x 2.0 mm	12,000	2.80-3.60 mm	12+12	10	26401
5" x 22.0 x 2.0 mm	127 x 22.00 x 2.0 mm	12,000	2.80-3.60 mm	12+12	10	26414
6-3/8" x 20.0 x 2.5 mm	160 x 20.00 x 2.5 mm	10,000	4.00-5.20 mm	20+20	10	26427
6-3/8" x 20.0 x 2.5 mm	160 x 60.00 x 2.5 mm	10,000	4.00-5.20 mm	20+20	10	26430
7" x 20.0 x 2.5 mm	180 x 20.00 x 2.5 mm	9,600	4.00-5.20 mm	20+20	10	26443
7" x 20.0 x 2.5 mm	180 x 45.00 x 2.5 mm	9,600	4.00-5.20 mm	20+20	10	26456
8" x 20.0 x 2.5 mm	200 x 20.00 x 2.5 mm	9,000	4.00-5.20 mm	24+24	10	26469
8" x 20.0 x 2.5 mm	200 x 50.00 x 2.5 mm	9,000	4.00-5.20 mm	24+24	10	26472

专业级硬质合金锯片
KON+WZ锥形划槽锯片

T.C.T. Conical Saw Blades for Scoring




MACHINE TYPE: Suitable for Portable Hand-Held Circular Saw, Cordless Trim Saw, Stationary Table Saw Miter Saw, Slide Miter Saw
WORKINGPIECE: It is suitable to the scoring of laminated board with adjustable spacers, The best scoring width is less than 2 mm.

SIZE (Diameter x Arbor x Thickness)	SIZE (Diameter x Arbor x Thickness)	MAX RPM	Width of Teeth	Quantity of Teeth	STD PACK	PART #
4" x 20/22 x 2.2 mm	100 x 20/22 x 2.2 mm	12,000	2.80-4.00 mm	24	10	26485
4" x 22/22 x 2.2 mm	100 x 20/22 x 2.2 mm	12,000	3.10-4.10 mm	24	10	26498
4.8" x 20/22 x 2.2 mm	120 x 20/22 x 2.2 mm	12,000	2.80-4.00 mm	24	10	26501
4.8" x 20/22 x 2.2 mm	120 x 20/22 x 2.2 mm	12,000	3.10-4.10 mm	24	10	26514
4.8" x 22/22 x 2.2 mm	120 x 20/22 x 2.2 mm	12,000	3.30-4.30 mm	24	10	26527
5" x 20/22 x 2.2 mm	127 x 20/22 x 2.2 mm	12,000	3.10-4.10 mm	24	10	26630
5" x 20/45 x 2.2 mm	127 x 20/45 x 2.2 mm	12,000	3.30-4.30 mm	24	10	26643
6" x 25/45 x 2.2 mm	150 x 25/45 x 2.2 mm	12,000	3.10-4.10 mm	36	10	26656
6" x 25/45 x 2.2 mm	150 x 25/45 x 2.2 mm	12,000	3.10-4.10 mm	40	10	26669
6" x 25/45 x 2.2 mm	150 x 25/45 x 2.2 mm	12,000	3.30-4.30 mm	36	10	26672
6" x 25/45 x 2.2 mm	150 x 25/45 x 2.2 mm	12,000	3.30-4.30 mm	40	10	26685
6-3/8" x 20/30 x 2.2 mm	160 x 20/30 x 2.2 mm	10,000	3.10-4.10 mm	36	10	26698
6-3/8" x 20/30 x 2.2 mm	160 x 20/30 x 2.2 mm	10,000	3.10-4.10 mm	40	10	26701
6-3/8" x 25/45 x 2.2 mm	160 x 25/45 x 2.2 mm	10,000	3.30-4.30 mm	36	10	26714
6-3/8" x 25/45 x 2.2 mm	160 x 25/45 x 2.2 mm	10,000	3.30-4.30 mm	40	10	26727
7" x 20/30 x 2.2 mm	180 x 20/30 x 2.2 mm	9,600	3.10-4.10 mm	36	10	26730
7" x 20/30 x 2.2 mm	180 x 20/30 x 2.2 mm	9,600	3.10-4.10 mm	40	10	26743
7" x 25/45 x 2.2 mm	180 x 25/45 x 2.2 mm	9,600	3.30-4.30 mm	36	10	26756
7" x 25/45 x 2.2 mm	180 x 25/45 x 2.2 mm	9,600	3.30-4.30 mm	40	10	26769

专业级硬质合金锯片
WZ齿型板材开料锯片

T.C.T. Saw Blades for Sizing the Panel





MACHINE TYPE: Suitable for Portable Hand-Held Circular Saw, Cordless Trim Saw, Stationary Table Saw Miter Saw, Slide Miter Saw
WORKINGPIECE: Cutting laminated, chipboard, HDF, Multi-board, Melamine, Aluminum. Cutting laminated panel together with scoring saw blades.

SIZE (Diameter x Arbor x Thickness)	SIZE (Diameter x Arbor x Thickness)	MAX RPM	Width of Teeth	Quantity of Teeth	STD PACK	PART #
12" x 1-3/16" x 1/8"	300 x 30.0 x 3.0 mm	6,000	4.40 mm	48	10	26772
12" x 2-1/2" x 1/8"	300 x 60.0 x 3.0 mm	6,000	4.40 mm	60	10	26785
14" x 3" x 1/8"	350 x 75.0 x 3.0 mm	5,000	4.40 mm	54	10	26798
14" x 3-1/8" x 1/8"	350 x 80.0 x 3.0 mm	5,000	4.40 mm	72	10	26801
14" x 2-1/2" x 1/8"	350 x 60.0 x 3.0 mm	5,000	4.40 mm	84	10	26814
16" x 3" x 1/8"	400 x 75.0 x 3.0 mm	4,000	4.40 mm	60	10	26827
16" x 3" x 1/8"	400 x 75.0 x 3.0 mm	4,000	4.40 mm	72	10	26830
18" x 3" x 1/8"	450 x 75.0 x 3.0 mm	4,000	4.40 mm	60	10	26843
18" x 3-1/8" x 1/8"	450 x 80.0 x 3.0 mm	4,000	4.40 mm	72	10	26856
20" x 3" x 1/8"	500 x 75.0 x 3.2 mm	3,000	4.40 mm	60	10	26869
20" x 3-1/8" x 1/8"	500 x 80.0 x 3.5 mm	3,000	4.80 mm	72	10	26872

专业级硬质合金锯片
TF齿型板材开料锯片

T.C.T. Saw Blades for Sizing the Panel




MACHINE TYPE: Suitable for Portable Hand-Held Circular Saw, Cordless Trim Saw, Stationary Table Saw Miter Saw, Slide Miter Saw
WORKINGPIECE: Cutting laminated, chipboard, HDF, Multi-board, Melamine, Aluminum. Cutting laminated panel together with scoring saw blades.

SIZE (Diameter x Arbor x Thickness)	SIZE (Diameter x Arbor x Thickness)	MAX RPM	Width of Teeth	Quantity of Teeth	STD PACK	PART #
12" x 2-1/2" x 1/8"	300 x 65.0 x 3.0 mm	6,000	4.40 mm	60	10	26885
12" x 3" x 1/8"	300 x 75.0 x 3.0 mm	6,000	4.40 mm	60	10	26898
12" x 3-1/8" x 1/8"	300 x 80.0 x 3.0 mm	6,000	4.40 mm	72	10	26901
12" x 3-1/8" x 1/8"	300 x 80.0 x 3.0 mm	6,000	4.40 mm	96	10	26914
14" x 2-1/2" x 1/8"	350 x 60.0 x 3.0 mm	5,000	4.40 mm	72	10	26927
14" x 3" x 1/8"	350 x 75.0 x 3.0 mm	5,000	4.40 mm	72	10	26930
14" x 3-1/8" x 1/8"	350 x 80.0 x 3.0 mm	5,000	4.40 mm	84	10	26943
14" x 3-1/8" x 1/8"	350 x 80.0 x 3.0 mm	5,000	4.40 mm	96	10	26956
15" x 2-1/2" x 1/8"	380 x 60.0 x 3.0 mm	5,000	4.40 mm	72	10	26969
15" x 2-1/2" x 1/8"	380 x 60.0 x 3.5 mm	5,000	4.40 mm	72	10	27072

15"	x	2-1/2"	x	1/8"	380 x 60.0 x 3.5 mm	5,000	4.40 mm	84	10	27085
16"	x	3"	x	1/8"	400 x 75.0 x 3.0 mm	4,000	4.40 mm	72	10	27098
16"	x	3-1/8"	x	1/8"	400 x 80.0 x 3.5 mm	4,000	4.80 mm	72	10	27101
16"	x	3"	x	1/8"	400 x 75.0 x 3.0 mm	4,000	4.40 mm	96	10	27114
16"	x	3"	x	1/8"	400 x 75.0 x 3.5 mm	4,000	4.80 mm	84	10	27127
17"	x	3-1/8"	x	1/8"	430 x 75.0 x 3.0 mm	4,000	4.40 mm	72	10	27130
17"	x	2-1/2"	x	1/8"	430 x 60.0 x 3.5 mm	4,000	4.80 mm	84	10	27143
18"	x	2-1/2"	x	1/8"	450 x 60.0 x 3.0 mm	4,000	4.40 mm	72	10	27156
18"	x	2-1/2"	x	1/8"	450 x 60.0 x 3.5 mm	4,000	4.80 mm	72	10	27169
18"	x	2-1/2"	x	1/8"	450 x 60.0 x 3.5 mm	4,000	4.80 mm	84	10	27172
18"	x	3-1/8"	x	1/8"	450 x 80.0 x 3.5 mm	4,000	4.80 mm	84	10	27185
18"	x	2-1/2"	x	1/8"	450 x 60.0 x 3.5 mm	4,000	4.80 mm	96	10	27198
18"	x	3-1/8"	x	1/8"	450 x 80.0 x 3.5 mm	4,000	4.80 mm	96	10	27201
18"	x	2-1/2"	x	1/8"	450 x 60.0 x 3.5 mm	4,000	4.80 mm	60	10	27214
18"	x	3-1/8"	x	1/8"	450 x 80.0 x 3.5 mm	4,000	4.80 mm	75	10	27227
19"	x	3-1/8"	x	1/8"	480 x 80.0 x 3.5 mm	4,000	4.80 mm	84	10	27230
19"	x	3-1/8"	x	1/8"	480 x 80.0 x 3.0 mm	4,000	4.80 mm	96	10	27243
20"	x	2-1/2"	x	1/8"	500 x 60.0 x 3.2 mm	3,000	4.80 mm	72	10	27256
20"	x	3"	x	1/8"	500 x 75.0 x 3.5 mm	3,000	4.80 mm	84	10	27269
20"	x	3-1/8"	x	1/8"	500 x 80.0 x 3.5 mm	3,000	4.80 mm	96	10	27272

专业级硬质合金锯片
KW齿型开料划槽锯片

T.C.T. Saw Blades for Sizing & Scoring



MACHINE TYPE: Suitable for Portable Hand-Held Circular Saw, Cordless Trim Saw, Stationary Table Saw Miter Saw, Slide Miter Saw
WORKINGPIECE: Cutting laminated, chipboard, HDF, Multi-board, Melamine, Aluminum. Cutting laminated panel together with scoring saw blades.

SIZE (Diameter x Arbor x Thickness)	SIZE (Diameter x Arbor x Thickness)	MAX RPM	Width of Teeth	Quantity of Teeth	STD PACK	PART #
5" x 20/45 x 3.0 mm	125 x 20/45 x 3.0 mm	12,000	4.30-5.30 mm	24	10	27285
5" x 20/45 x 3.0 mm	125 x 20/45 x 3.0 mm	12,000	4.60-5.60 mm	24	10	27298
6" x 25/45 x 3.0 mm	150 x 25/45 x 3.0 mm	10,100	4.30-5.30 mm	36	10	27301
6" x 25/45 x 3.0 mm	150 x 25/45 x 3.0 mm	10,100	4.30-5.30 mm	40	10	27314
6" x 25/45 x 3.0 mm	150 x 25/45 x 3.0 mm	10,100	4.60-5.60 mm	36	10	27327
6" x 25/45 x 3.0 mm	150 x 25/45 x 3.0 mm	10,100	4.60-5.60 mm	40	10	27330
6-3/8" x 45 x 3.0 mm	160 x 45 x 3.0 mm	10,000	4.30-5.30 mm	36	10	27343
6-3/8" x 55 x 3.0 mm	160 x 55 x 3.0 mm	10,000	4.30-5.30 mm	36	10	27356
6-3/8" x 60 x 3.0 mm	160 x 60 x 3.0 mm	10,000	4.30-5.30 mm	36	10	27369
6-3/8" x 45/60 x 3.0 mm	160 x 45/60 x 3.0 mm	10,000	4.30-5.30 mm	40	10	27372
6-3/8" x 45/55 x 3.0 mm	160 x 45/55 x 3.0 mm	10,000	4.60-5.60 mm	36	10	27385
7" x 30/50 x 3.0 mm	180 x 30/50 x 3.0 mm	9,600	4.30-5.30 mm	36	10	27398
7" x 30/50 x 3.0 mm	180 x 30/50 x 3.0 mm	9,600	4.30-5.30 mm	40	10	27501
7" x 45/55 x 3.0 mm	180 x 45/55 x 3.0 mm	9,600	4.60-5.60 mm	36	10	27514
8" x 20/22 x 3.0 mm	200 x 20/22 x 3.0 mm	9,000	4.30-5.30 mm	36	10	27527
8" x 30/45 x 3.0 mm	200 x 30/45 x 3.0 mm	9,000	4.30-5.30 mm	36	10	27530
8" x 20/80 x 3.0 mm	200 x 20/80 x 3.0 mm	9,000	4.30-5.30 mm	40	10	27543
8" x 20/65 x 3.0 mm	200 x 20/65 x 3.0 mm	9,000	4.60-5.60 mm	36	10	27556
12" x 25/50 x 3.0 mm	300 x 25/50 x 3.0 mm	6,000	4.30-5.30 mm	48	10	27569
12" x 65/80 x 3.0 mm	300 x 65/80 x 3.0 mm	6,000	4.30-5.30 mm	60	10	27572
12" x 65/80 x 3.0 mm	300 x 65/80 x 3.0 mm	6,000	4.30-5.30 mm	72	10	27585

专业级硬质合金锯片
WZF齿胶合板材锯片

T.C.T. Saw Blades for cutting Ply-wood




MACHINE TYPE: Suitable for Portable Hand-Held Circular Saw, Cordless Trim Saw, Stationary Table Saw Miter Saw, Slide Miter Saw
WORKINGPIECE: Mainly for V-Cutting of speaker and other box, high precision cutting with a long working life

SIZE (Diameter x Arbor x Thickness)	SIZE (Diameter x Arbor x Thickness)	MAX RPM	Width of Teeth	Quantity of Teeth	STD PACK	PART #
8" x 25 x 2.2 mm	200 x 25 x 2.2 mm	9,000	3.2 mm	60	10	27598
9" x 25 x 2.2 mm	230 x 25 x 2.2 mm	8,000	3.2 mm	80	10	27601
10" x 25 x 2.2 mm	250 x 25 x 2.2 mm	7,000	3.2 mm	80	10	27614
10" x 25 x 2.2 mm	250 x 25 x 2.2 mm	7,000	3.2 mm	100	10	27627
10" x 25 x 2.2 mm	250 x 25 x 2.2 mm	7,000	3.2 mm	120	10	27630
11" x 25/30 x 2.2 mm	280 x 25/30 x 2.2 mm	6,500	3.2 mm	120	10	27643
12" x 25/30 x 2.2 mm	300 x 25/30 x 2.2 mm	6,000	3.2 mm	100	10	27656
12" x 25/30 x 2.2 mm	300 x 25/30 x 2.2 mm	6,000	3.2 mm	120	10	27669

专业级硬质合金锯片
WZ齿型实木开料锯片

T.C.T. Saw Blades for Ripping/Cross Cut




MACHINE TYPE: Suitable for Portable Hand-Held Circular Saw, Cordless Trim Saw, Stationary Table Saw Miter Saw, Slide Miter Saw
WORKINGPIECE: Mainly for V-Cutting ply-wood, multi-panels, Chipboard in ripping or cross cutting with a high bonded adhesives a long life.

SIZE (Diameter x Arbor x Thickness)	SIZE (Diameter x Arbor x Thickness)	MAX RPM	Width of Teeth	Quantity of Teeth	STD PACK	PART #
7" x 25 x 2.2 mm	180 x 25 x 2.2 mm	9,000	3.2 mm	30	10	27672
8" x 25 x 2.2 mm	200 x 25 x 2.2 mm	9,000	3.2 mm	36	10	27685
9" x 25/30 x 2.2 mm	230 x 25/30 x 2.2 mm	8,000	3.2 mm	40	10	27698
10" x 30 x 2.2 mm	250 x 30 x 2.2 mm	7,000	3.2 mm	40	10	27701
12" x 30 x 2.2 mm	300 x 30 x 2.2 mm	6,000	3.2 mm	48	10	27714
14" x 30 x 2.5 mm	350 x 30 x 2.5 mm	5,000	3.5 mm	54	10	27727
16" x 30 x 2.5 mm	400 x 30 x 2.5 mm	4,700	3.5 mm	60	10	27730
18" x 30 x 2.8 mm	450 x 30 x 2.8 mm	3,500	4.0 mm	72	10	27743
20" x 30 x 3.0 mm	500 x 30 x 3.0 mm	3,000	4.8 mm	80	10	27756

专业级硬质合金锯片
KON/WZ齿型开槽锯片

T.C.T. Saw Blades for hardwood Grooving





MACHINE TYPE: Suitable for Portable Hand-Held Circular Saw, Cordless Trim Saw, Stationary Table Saw Miter Saw, Slide Miter Saw
WORKINGPIECE: Mainly for wood scoring & grooving by the special teeth designs according to the requirement of teeth bottom.

SIZE (Diameter x Arbor x Thickness)	SIZE (Diameter x Arbor x Thickness)	MAX RPM	Width of Teeth	Quantity of Teeth	STD PACK	PART #
3-1/8" x 20/30 x 1.0- 4.0 mm	80 x 20/30 x 1.0- 4.0 mm	15,000	1.50-5.00 mm	12+30	10	27769
4" x 20/30 x 1.0- 4.5 mm	100 x 20/30 x 1.0- 4.5 mm	15,000	1.50-6.00 mm	20+36	10	27772
6" x 25/30 x 1.5- 4.5 mm	150 x 25/45 x 1.5 -4.5 mm	12,000	2.00-6.00 mm	20+40	10	27785
6-3/8" x 25/30 x 1.5- 4.5 mm	160 x 25/30 x 1.5 -4.5 mm	10,000	2.00-6.00 mm	20+40	10	27798
7" x 25/30 x 1.5- 4.5 mm	180 x 25/30 x 1.5 -4.5 mm	9,600	2.00-6.00 mm	24+48	10	27801
8" x 25/30 x 2.0- 5.5 mm	200 x 25/30 x 2.0 -5.5 mm	9,000	2.50-7.00 mm	24+60	10	27814
10" x 25/30 x 2.0- 8.0 mm	250 x 25/30 x 2.0 -8.0 mm	7,000	2.50-10.0 mm	24+60	10	27827
12" x 25/30 x 2.0- 8.0 mm	300 x 25/30 x 2.0-8.0 mm	6,000	3.00-10.0 mm	28+72	10	27930

专业级硬质合金锯片
WZF齿有机玻璃锯片

T.C.T. Saw Blades for Cutting Organic Glass




MACHINE TYPE: Suitable for Portable Hand-Held Circular Saw, Cordless Trim Saw, Stationary Table Saw Miter Saw, Slide Miter Saw
WORKINGPIECE: Mainly for Cutting Organic glass Plexiglass, ply-wood, multi-panels, decorations with high bonded adhesives a long cutting life.

SIZE (Diameter x Arbor x Thickness)	SIZE (Diameter x Arbor x Thickness)	MAX RPM	Width of Teeth	Quantity of Teeth	STD PACK	PART #
8" x 25/30 x 1.7 mm	200 x 25/30 x 1.7 mm	9,000	2.2 mm	80	10	27943
8" x 25/30 x 2.5 mm	200 x 25/30 x 2.5 mm	9,000	3.0 mm	80	10	27956
9" x 25/30 x 1.7 mm	230 x 25/30 x 1.7 mm	8,000	2.2 mm	80	10	27969
9" x 25/30 x 2.5 mm	230 x 25/30 x 2.5 mm	9,000	3.0 mm	80	10	27972
9" x 25/30 x 1.7 mm	230 x 25/30 x 1.7 mm	8,000	2.2 mm	100	10	27985
9" x 25/30 x 2.5 mm	230 x 25/30 x 2.5 mm	9,000	3.0 mm	100	10	27998
10" x 25/30 x 1.7 mm	250 x 25/30 x 1.7 mm	7,000	2.2 mm	100	10	28001
10" x 25/30 x 2.5 mm	250 x 25/30 x 2.5 mm	7,000	3.0 mm	100	10	28014
11" x 25/30 x 2.5 mm	280 x 25/30 x 2.5 mm	6,500	3.0 mm	120	10	28027
12" x 25/30 x 2.0 mm	300 x 25/30 x 2.0 mm	6,000	2.5 mm	100	10	28030
12" x 25/30 x 2.5 mm	300 x 25/30 x 2.5 mm	6,000	3.0 mm	100	10	28043
12" x 25/30 x 2.0 mm	300 x 25/30 x 2.0 mm	6,000	2.5 mm	120	10	28056
12" x 25/30 x 2.5 mm	300 x 25/30 x 2.5 mm	6,000	3.0 mm	120	10	28069

专业级硬质合金锯片
WZ齿型多片开料锯片

T.C.T. Saw Blades with anti-kick Back Design



MACHINE TYPE: Suitable for Portable Hand-Held Circular Saw, Cordless Trim Saw, Stationary Table Saw Miter Saw, Slide Miter Saw
WORKINGPIECE: Mainly for ripping and cutting soft and hard wood with loose knots in positive cutting angle.

SIZE (Diameter x Arbor x Thickness)	SIZE (Diameter x Arbor x Thickness)	MAX RPM	Width of Teeth	Quantity of Teeth	STD PACK	PART #
8" x 30/70 x 2.2 mm	200 x 30/70 x 2.2 mm	9,000	3.2 mm	16	10	28072
9" x 30/70 x 2.2 mm	230 x 30/70 x 2.2 mm	8,000	3.2 mm	18	10	28085
10" x 30/70 x 2.2 mm	250 x 30/70 x 2.2 mm	7,000	3.2 mm	20	10	28098
10" x 30/70 x 2.2 mm	250 x 30/70 x 2.2 mm	7,000	3.2 mm	24	10	28101
10" x 30/70 x 2.2 mm	250 x 30/70 x 2.2 mm	7,000	3.2 mm	32	10	28114
12" x 30/70 x 2.2 mm	300 x 30/70 x 2.2 mm	6,000	3.2 mm	24	10	28127
12" x 30/70 x 2.2 mm	300 x 30/70 x 2.2 mm	6,000	3.2 mm	28	10	28130
12" x 30/70 x 2.2 mm	300 x 30/70 x 2.2 mm	6,000	3.2 mm	36	10	28143
14" x 30/70 x 2.5 mm	350 x 30/70 x 2.5 mm	5,000	3.5 mm	28	10	28156
14" x 30/70 x 2.5 mm	350 x 30/70 x 2.5 mm	5,000	3.5 mm	32	10	28169
14" x 30/70 x 2.5 mm	350 x 30/70 x 2.5 mm	5,000	3.5 mm	40	10	28172
16" x 30/70 x 2.5 mm	400 x 30/70 x 2.5 mm	4,700	3.5 mm	36	10	28185
16" x 30/70 x 2.5 mm	400 x 30/70 x 2.5 mm	4,700	3.5 mm	40	10	28198
18" x 30/70 x 2.8 mm	450 x 30/70 x 2.8 mm	3,500	4.0 mm	40	10	28201
18" x 30/70 x 2.8 mm	450 x 30/70 x 2.8 mm	3,500	4.0 mm	48	10	28214
20" x 30/70 x 3.0 mm	500 x 30/70 x 3.0 mm	3,000	4.4 mm	48	10	28227

专业级硬质合金锯片
WZ齿型封边修边锯片

T.C.T. Circular Saw Blade on Edge Trim machine



MACHINE TYPE: Suitable for Portable Hand-Held Circular Saw, Cordless Trim Saw, Stationary Table Saw Miter Saw, Slide Miter Saw
WORKINGPIECE: Mainly suitable for edge trimming and end trimming of linear edge bonding machines.

SIZE (Diameter x Arbor x Thickness)	SIZE (Diameter x Arbor x Thickness)	MAX RPM	Width of Teeth	Quantity of Teeth	STD PACK	PART #
4" x 16/32 x 2.0 mm	100 x 16/32 x 2.0 mm	13,000	2.6 mm	20	10	28230
4" x 16/32 x 2.2 mm	100 x 16/32 x 2.2 mm	13,000	3.0 mm	20	10	28243
4" x 16/32 x 2.5 mm	100 x 16/32 x 2.5 mm	13,000	3.5 mm	20	10	28256
4" x 16/32 x 2.2 mm	100 x 16/32 x 2.2 mm	13,000	3.2 mm	30	10	28269
4-5/8" x 25/40 x 2.4 mm	120 x 25/40 x 2.4 mm	12,000	3.2 mm	20	10	28372
4-5/8" x 25/40 x 2.5 mm	120 x 25/40 x 2.5 mm	12,000	3.5 mm	24	10	28385
4-5/8" x 25/40 x 2.0 mm	120 x 25/40 x 2.0 mm	12,000	2.6 mm	24	10	28398
4-5/8" x 25/40 x 2.0 mm	120 x 25/40 x 2.0 mm	12,000	2.6 mm	30	10	28401
4-5/8" x 25/40 x 2.2 mm	120 x 25/40 x 2.2 mm	12,000	3.2 mm	36	10	28414
6" x 20/32 x 2.5 mm	150 x 20/32 x 2.5 mm	8,000	3.2 mm	30	10	28427
7-1/2" x 40/60 x 2.0 mm	190 x 40/60 x 2.0 mm	8,000	2.6 mm	36	10	28430
10" x 25 x 2.5 mm	250 x 25 x 2.5 mm	7,000	2.0 mm	40	10	28443
12" x 25 x 3.0 mm	300 x 25 x 3.0 mm	6,000	4.0 mm	48	10	28456
12" x 50 x 3.0 mm	300 x 50 x 3.0 mm	6,000	4.0 mm	60	10	28469
14" x 50 x 4.0 mm	350 x 50 x 4.0 mm	5,000	5.0 mm	70	10	28472
16" x 50 x 4.0 mm	400 x 50 x 4.0 mm	4,700	5.0 mm	70	10	28485
18" x 50 x 4.0 mm	450 x 50 x 4.0 mm	3,500	5.0 mm	70	10	28498
18" x 50 x 4.0 mm	450 x 50 x 4.0 mm	3,500	5.0 mm	80	10	28501

专业级硬质合金锯片
TF齿型铝材专用锯片

T.C.T. Saw Blade for cutting non-ferrous metals



MACHINE TYPE: Suitable for Portable Hand-Held Circular Saw, Cordless Trim Saw, Stationary Table Saw Miter Saw, Slide Miter Saw
WORKINGPIECE: Mainly suitable for cutting aluminum alloy, non-ferrous metals and the other plastic materials at 45 cutting degrees.

SIZE (Diameter x Arbor x Thickness)	SIZE (Diameter x Arbor x Thickness)	MAX RPM	Width of Teeth	Quantity of Teeth	STD PACK	PART #
8" x 25 x 1.4 mm	200 x 25 x 1.4 mm	9,000	2.0 mm	80	10	28514
8" x 25 x 2.2 mm	200 x 25 x 2.2 mm	9,000	2.8 mm	80	10	28527
8" x 25 x 1.4 mm	200 x 25 x 1.4 mm	9,000	2.0 mm	100	10	28530
8" x 25 x 2.2 mm	200 x 25 x 2.2 mm	9,000	2.8 mm	100	10	28543
10" x 25 x 2.4 mm	250 x 25 x 2.4 mm	7,000	3.0 mm	80	10	28556

10"	x	25	x	2.0 mm	250	x	25	x	2.0 mm	7,000	2.6 mm	100	10	28569
10"	x	25	x	2.4 mm	250	x	25	x	2.4 mm	7,000	3.0 mm	100	10	28572
10"	x	25	x	2.0 mm	250	x	25	x	2.0 mm	7,000	2.6 mm	120	10	28585
10"	x	25	x	2.4 mm	250	x	25	x	2.4 mm	7,000	3.0 mm	120	10	28598
12"	x	25	x	2.0 mm	300	x	25	x	2.0 mm	6,000	2.6 mm	100	10	28601
12"	x	25	x	2.4 mm	300	x	25	x	2.4 mm	6,000	3.0 mm	100	10	28614
14"	x	25	x	2.4 mm	350	x	25	x	2.4 mm	5,000	3.0 mm	100	10	28627
14"	x	25	x	3.0 mm	350	x	25	x	3.0 mm	5,000	3.6 mm	100	10	28630
16"	x	25	x	2.4 mm	400	x	25	x	2.4 mm	4,700	3.0 mm	100	10	28643
16"	x	25	x	3.0 mm	400	x	25	x	3.0 mm	4,700	3.6 mm	100	10	28656
16"	x	25	x	2.4 mm	400	x	25	x	2.4 mm	4,700	3.0 mm	120	10	28669
16"	x	25	x	3.0 mm	400	x	25	x	3.0 mm	4,700	3.6 mm	120	10	28672
18"	x	25	x	3.0 mm	450	x	25	x	3.0 mm	3,500	3.6 mm	120	10	28685
18"	x	25	x	3.4 mm	450	x	25	x	3.4 mm	3,500	4.0 mm	120	10	28698
20"	x	25	x	4.0 mm	500	x	25	x	4.0 mm	3,000	4.6 mm	100	10	28801
20"	x	25	x	4.0 mm	500	x	25	x	4.0 mm	3,000	4.6 mm	120	10	28814
22"	x	25	x	4.0 mm	550	x	25	x	4.0 mm	3,000	4.8 mm	120	10	28827
24"	x	25	x	4.0 mm	600	x	25	x	4.0 mm	2,500	4.8 mm	144	10	28830
28"	x	25	x	4.0 mm	700	x	25	x	4.0 mm	2,000	5.2 mm	144	10	28843
32"	x	25	x	5.0 mm	800	x	25	x	5.0 mm	1,200	6.0 mm	72	10	28856
32"	x	25	x	5.0 mm	800	x	25	x	5.0 mm	1,200	6.0 mm	160	10	28869

